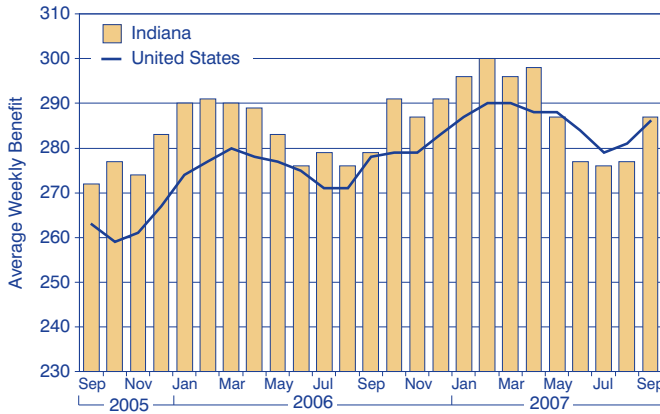


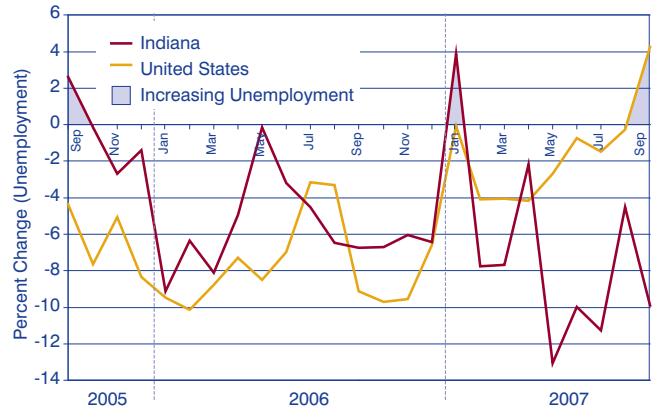
Monthly Metrics: Indiana's Economic Dashboard

AVERAGE BENEFITS PAID FOR UNEMPLOYMENT INSURANCE CLAIMS



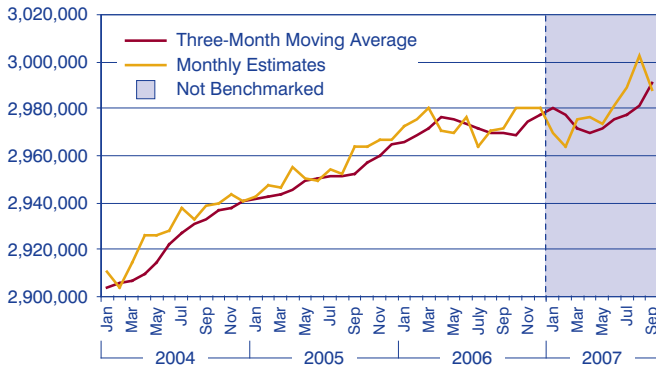
Source: IBRC, using U.S. Department of Labor data

PERCENT CHANGE IN PERSONS UNEMPLOYED FROM THE PREVIOUS YEAR*



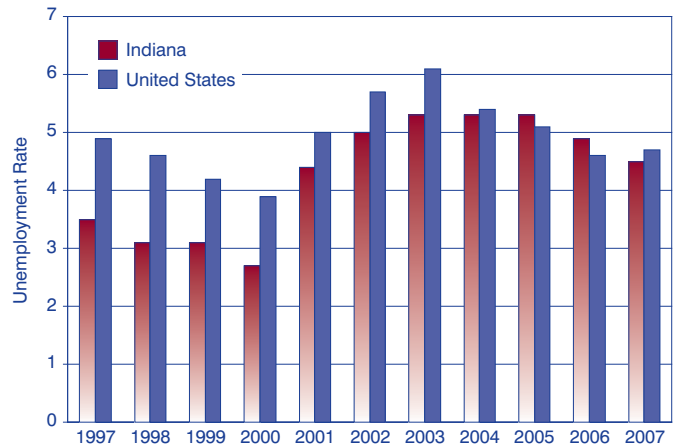
*seasonally adjusted
Source: IBRC, using Bureau of Labor Statistics data

CURRENT EMPLOYMENT AND MOVING THREE-MONTH AVERAGE



Note: Even seasonally adjusted estimates can show artificial changes if there are shifts in the timing of events. For example, the school year may start earlier than in the past, creating an employment surge in August that the estimates model was expecting in September. To help understand the data, it can be useful to average three months of estimates. The average is calculated for the current three months and then repeated for each prior month so that each data point represents the average of three months' estimates. Also note the difference in volatility between the benchmarked data (prior to January 2007) and the monthly estimates. Benchmark data have been revised using data elements not available at the time of the original estimates. Source: Current Employment Statistics

SEPTEMBER UNEMPLOYMENT RATES



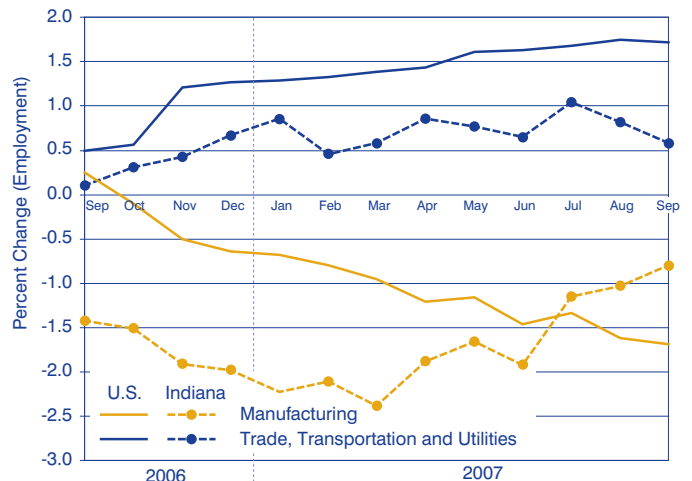
*seasonally adjusted
Source: IBRC, using Bureau of Labor Statistics data

CHANGE IN EMPLOYMENT BY INDUSTRY SUPER-SECTOR, 2006 TO 2007*

Industry	Indiana		United States
	Change in Jobs	Percent Change	Percent Change
Total Nonfarm	18,200	0.6	1.8
Natural Resources & Mining	200	2.9	6.3
Leisure and Hospitality	5,700	2.0	3.7
Government	4,800	1.1	1.0
Other Services	1,100	1.0	1.2
Trade, Transportation & Utilities	3,400	0.6	1.7
Financial Activities	700	0.5	1.1
Professional & Business Services	1,100	0.4	3.1
Educational & Health Services	1,300	0.3	3.7
Information	0	0.0	1.3
Manufacturing	-4,500	-0.8	-1.7

*September of each year, seasonally adjusted
Source: IBRC, using Bureau of Labor Statistics data

OVER-THE-YEAR PERCENT CHANGE IN EMPLOYMENT BY SUPER-SECTOR*



*seasonally adjusted
Source: IBRC, using Bureau of Labor Statistics and Indiana Department of Workforce Development data