

## An Update on Indiana's Working Women

For every dollar the average Hoosier man earns, the Hoosier woman earns just two quarters, one dime, a nickel and three pennies. The following highlights this wage gap and other statistics concerning Indiana's working women (those working full-time year-round).

These data are from the U.S. Census Bureau and the U.S. Bureau of Labor Statistics and are based on reference year 2003 unless otherwise noted. The American Community Survey is a household survey of 800,000 households nationwide with a time series beginning in 2000 for states.

The Bureau of Labor Statistics data are based on estimates from the Current Population Survey of 60,000 households each month. Census 2000 data were collected on a one-in-six household sample for earnings and education (the long form).

### Working Women

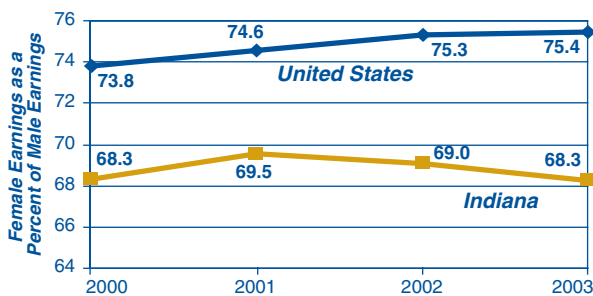
- Of the 2.4 million women age 16 and older in Indiana, 62 percent are in the labor force.
- In 2003, Hoosier women working full-time and year-round had median earnings of \$27,207, compared to a median of \$39,849 for men. That

is a wage gap of \$12,642. To put it in other ways, the ratio of women's full-time earnings to that of men's is .68 to 1, or 68 cents to the dollar (see Figures 1 and 2).

- Indiana's working women are well-educated: 53 percent of them have at least some college or higher levels of education, such as bachelor's degrees and master's degrees (see Figure 3).
- More than 50 percent of full-time working Hoosier women work in lower-paying occupations (Indiana's BLS median wages are shown in parentheses): 24 percent in office or administrative support (\$24,120); 19

**Figure 1: Ratio of Women's to Men's Earnings**

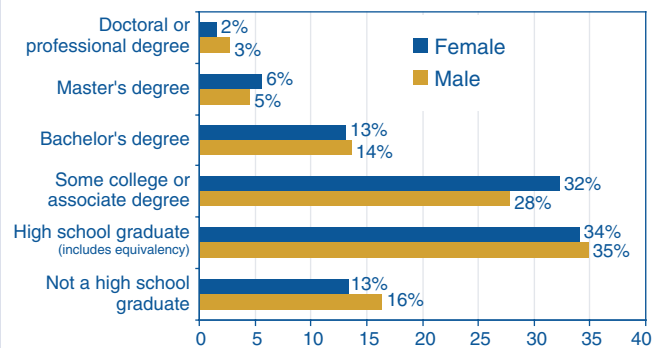
**Hoosier women earned 68 cents to the dollar**



Source: American Community Survey, U.S. Census Bureau

**Figure 3: Education of Indiana's Labor Force, 2000**

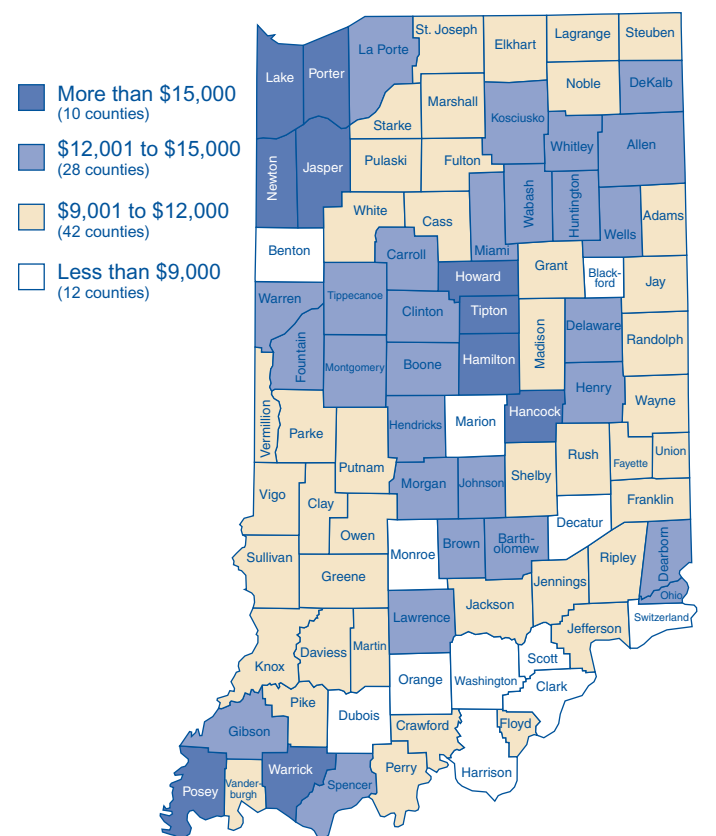
**53% of Hoosier women have some college or more**



Source: Census 2000

**Figure 2: Difference in Male and Female Earnings, 2000**

**Decatur had smallest while Porter had largest wage gap**



Source: Census 2000

Published six times per year by a partnership of:

## Indiana Business Research Center

Kelley School of Business  
Indiana University

Director: Jerry Conover

Executive Editor: Carol O. Rogers

Managing Editor: Rachel Justis

Circulation: Nikki Livingston

Quality Control: Amber Kostelac  
Joan Ketcham

Bloomington Campus  
1275 E. Tenth Street, Suite 3110  
Bloomington, IN 47405

IUPUI Campus  
777 Indiana Avenue, Suite 210  
Indianapolis, IN 46202

Web: [www.ibrc.indiana.edu](http://www.ibrc.indiana.edu)  
E-mail: [context@indiana.edu](mailto:context@indiana.edu)

INDIANA UNIVERSITY

**KELLEY**  
School of Business

## Indiana Department of Commerce

Executive Director: Tim Monger

Research Director: Dennis Paramore

One North Capitol  
Suite 700  
Indianapolis, IN 46204

Web: [www.indianacommerce.com](http://www.indianacommerce.com)



Indiana Department of Commerce



## IN the Workforce

(continued from page 11)

percent in service jobs, such as health care support (\$21,110), food preparation or serving (\$15,080) or personal care services (\$17,840); and 12 percent in sales (\$19,530).

- Table 1 illustrates how Indiana's full-time working women compare to those in surrounding states. Earnings in Indiana and Michigan may be affected by the influence of high-wage auto jobs held mostly by men.

## Working Mothers in 2000

- Seventy-three percent of Indiana women with children under 18 were in the labor force.
- Children with single mothers: 79 percent of those children's mothers were in the labor force.
- Thirty percent of single mothers with children under 18, and 42 percent of single mothers with children under 5, lived in poverty (see Figure 4).

—Carol O. Rogers, Associate Director, Indiana Business Research Center, Kelley School of Business, Indiana University

For the latest information and news, these are must-bookmark websites:

### IN Context Online

[www.incontext.indiana.edu](http://www.incontext.indiana.edu)

### Indiana Economic Digest

[www.indianaeconomicdigest.net](http://www.indianaeconomicdigest.net)

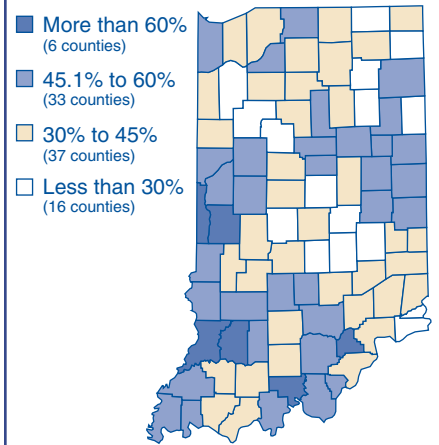
**Table 1: Earnings Ratios, 2003**

Women's to Men's Earnings Ratios	
Indiana	68
Michigan	70
Kentucky	72
Illinois	73
Ohio	73
United States	75

Source: American Community Survey, U.S. Census Bureau

**Figure 4: Single Moms in Poverty\***

42% with children under 5 are poor



\*Single mothers with children under 5; Source: Census 2000

### STATS Indiana

[www.stats.indiana.edu](http://www.stats.indiana.edu)



Indiana Business Research Center  
Kelley School of Business  
Indiana University, IUPUI Campus  
777 Indiana Avenue, Suite 210  
Indianapolis, IN 46202

Nonprofit Org.  
U.S. Postage  
**PAID**  
Bloomington, Indiana  
Permit No. 2