

State and County Unemployment Rates

Indiana
Unemployment Rate
in November: 2.8%

Source: Indiana Department of Workforce Development, Local Area Unemployment Statistics, not seasonally adjusted.

Indiana's statewide unemployment rate was 2.8% in November, continuing a gradual trend toward lower

unemployment. Though the individual monthly rates normally bounce around a bit, the 12-month moving average (see Fig. 1) has been declining for several years. The statewide rate was near 4% as recently as early 1998.

The U.S. unemployment rate was 3.8% in December.

Indiana typically runs at least one percentage point below the national average. Compared to neighboring states, Indiana's average unemployment rate for the three months ending November 1999 was lowest.

Figure 1: Unemployment Rates, January 1998 through November 1999

Source: Indiana Department of Workforce Development

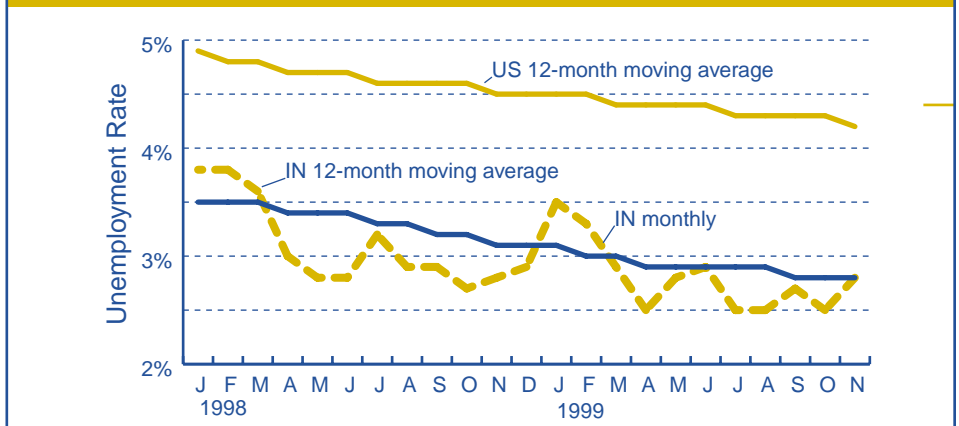


Figure 2: Unemployment Rate by State, Three Month Average Ending November, 1999

Source: Indiana Department of Workforce Development

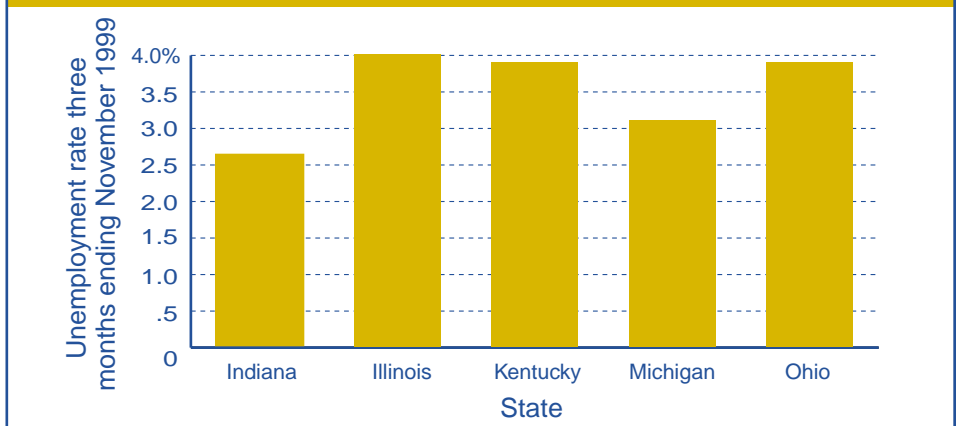
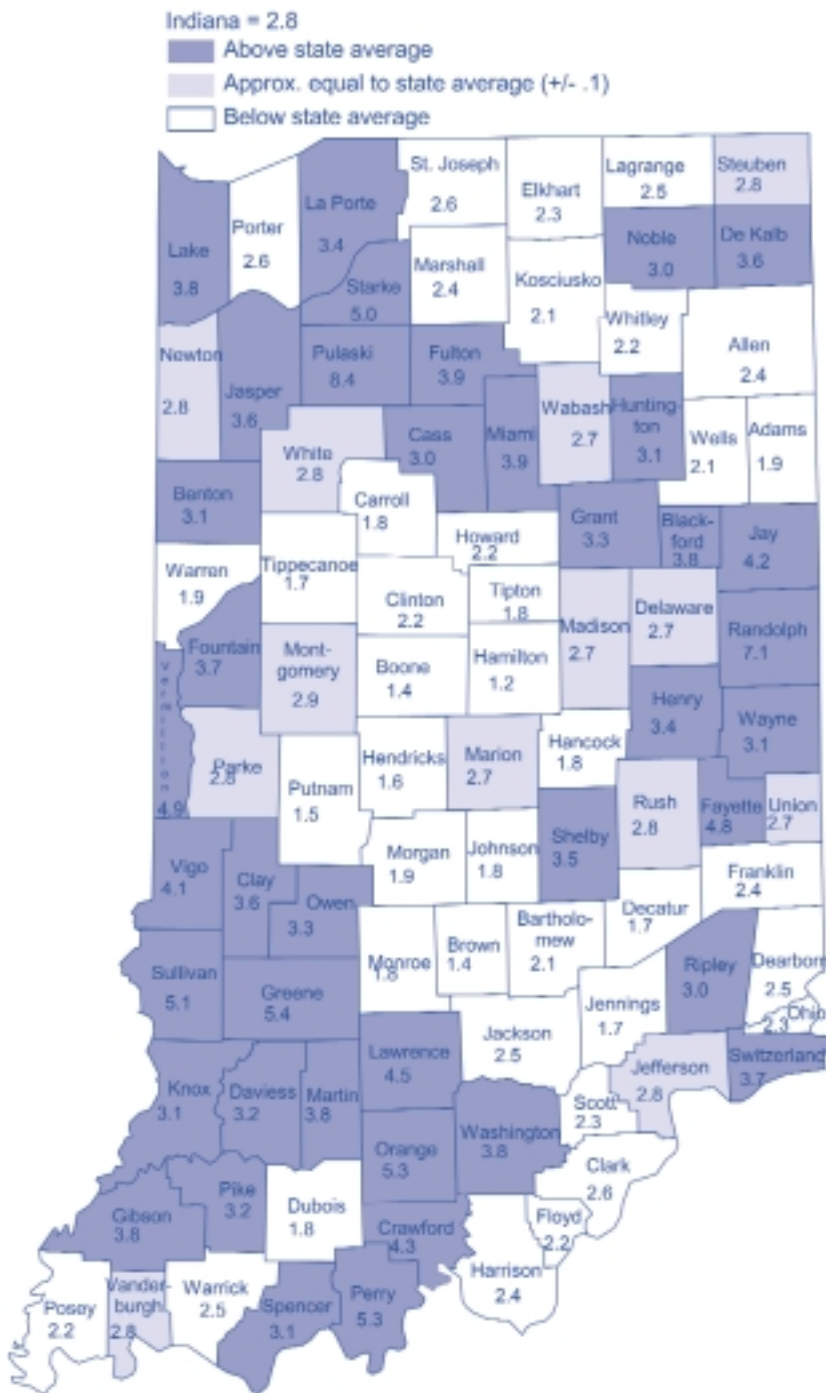


Figure 3: November Unemployment Rates by County

Source: Indiana Department of Workforce Development.



The unemployment rate in many counties has fallen more than the statewide average rate. ...See page 11, Technical Corner.