

## Indy Metro Area: Where the Jobs Were, Where the Jobs Are Now

As jobs in service industries expanded their share of national employment, the high concentration of manufacturing jobs in the Indianapolis metro area shrank.

Manufacturing jobs accounted for 28% of the Indianapolis metro area employment in 1969, compared to 23% nationally (see Figure 1). By 1998, manufacturing had fallen to 13% in Indianapolis and 12% in the United States. Over the same period, service-sector employment doubled its share in the Indianapolis metro area, to 30% of all nonfarm jobs.

Making things, selling things and doing things constituted about 70% of the jobs nationally and in the Indianapolis metro area in 1998.

Table 1 compares the major job sectors in Indiana and the United States over time by proportion of total nonfarm employment. The share of jobs in manufacturing throughout the state in 1998, the most recent year for which data are available, is displayed on the map in Figure 2.

Service-sector earnings in Indiana have more than doubled since 1969 —

Figure 1: Employment in Major Sectors, Indianapolis & U.S., 1969 & 1998

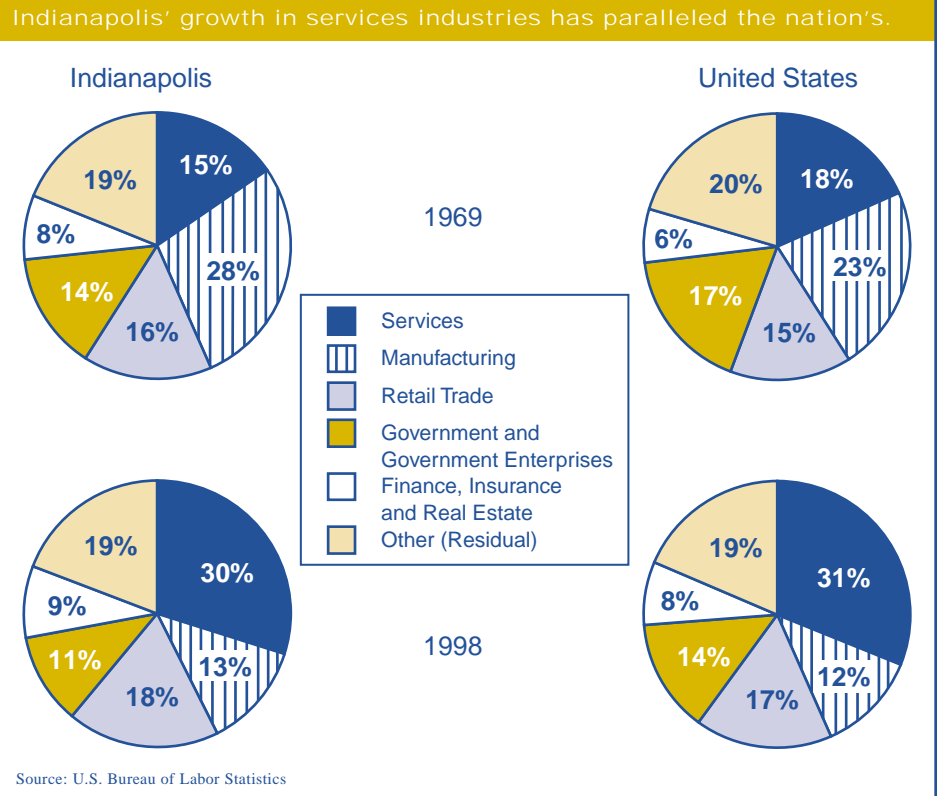


Table 1: Employment in Major Sectors, Indianapolis & U.S., 1969 & 1998

Employment by place of work	INDIANAPOLIS		UNITED STATES	
	1969	1998	1969	1998
Total Employment (#)	600,067	1,029,120	91,057,200	160,198,700
Nonfarm Employment	97.83%	99.27%	95.63%	98.05%
Private Employment	83.51%	88.24%	78.23%	84.35%
Services	15.44%	29.86%	18.37%	31.15%
Retail Trade	15.56%	18.48%	14.77%	16.67%
Manufacturing	28.01%	12.72%	22.56%	12.22%
Government	14.32%	11.04%	17.40%	13.70%
Finance, Insurance & Real Estate	7.78%	8.72%	6.50%	7.63%
Construction	5.21%	6.08%	4.91%	5.49%
Transportation & Public Utilities	5.21%	5.71%	5.27%	4.79%
Wholesale Trade	5.33%	5.71%	4.50%	4.59%
Agricultural Services, Forestry, Fishing and Other	0.20%	na	0.56%	1.28%
Mining	0.19%	na	0.81%	0.53%

Source: U.S. Bureau of Labor Statistics

increasing from 12% of nonfarm earnings to 25% in 1998. Nationally, the service-sector share increased from 15% to 31% within the same period of time. Figure 3 shows the proportion of current nonfarm employment in the

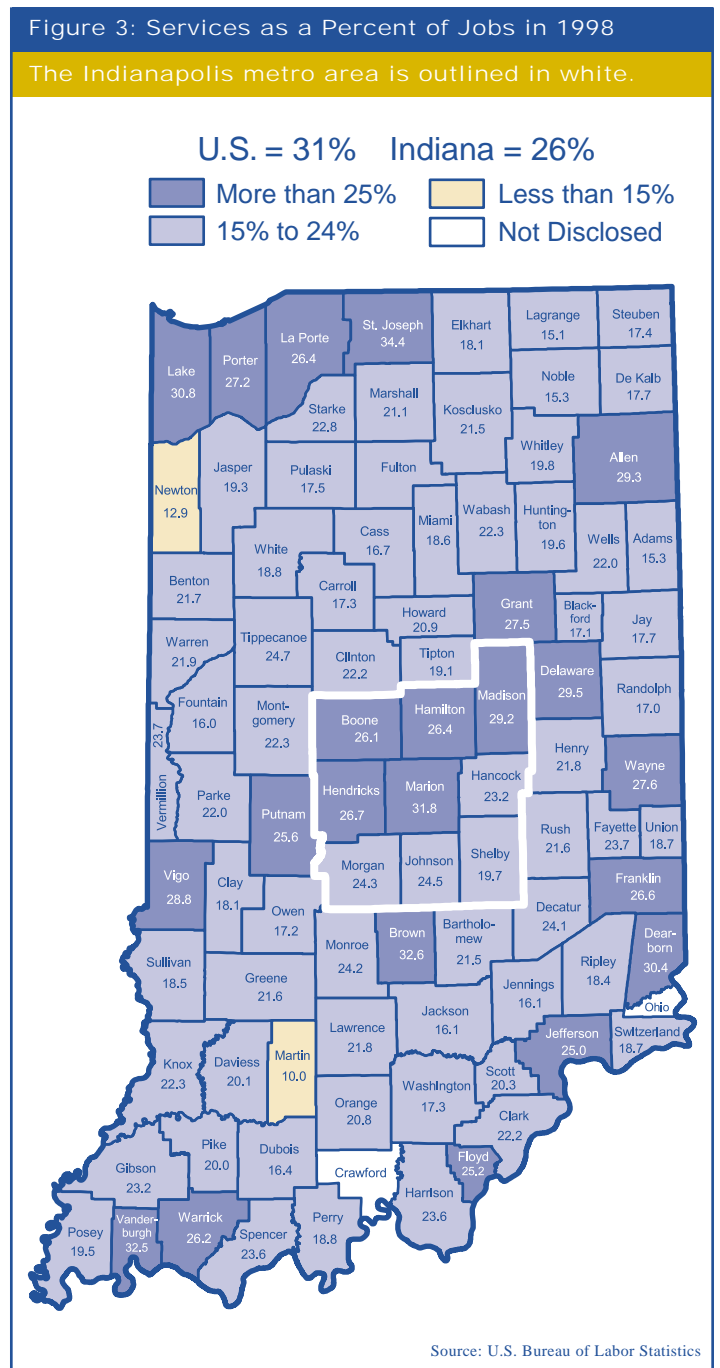
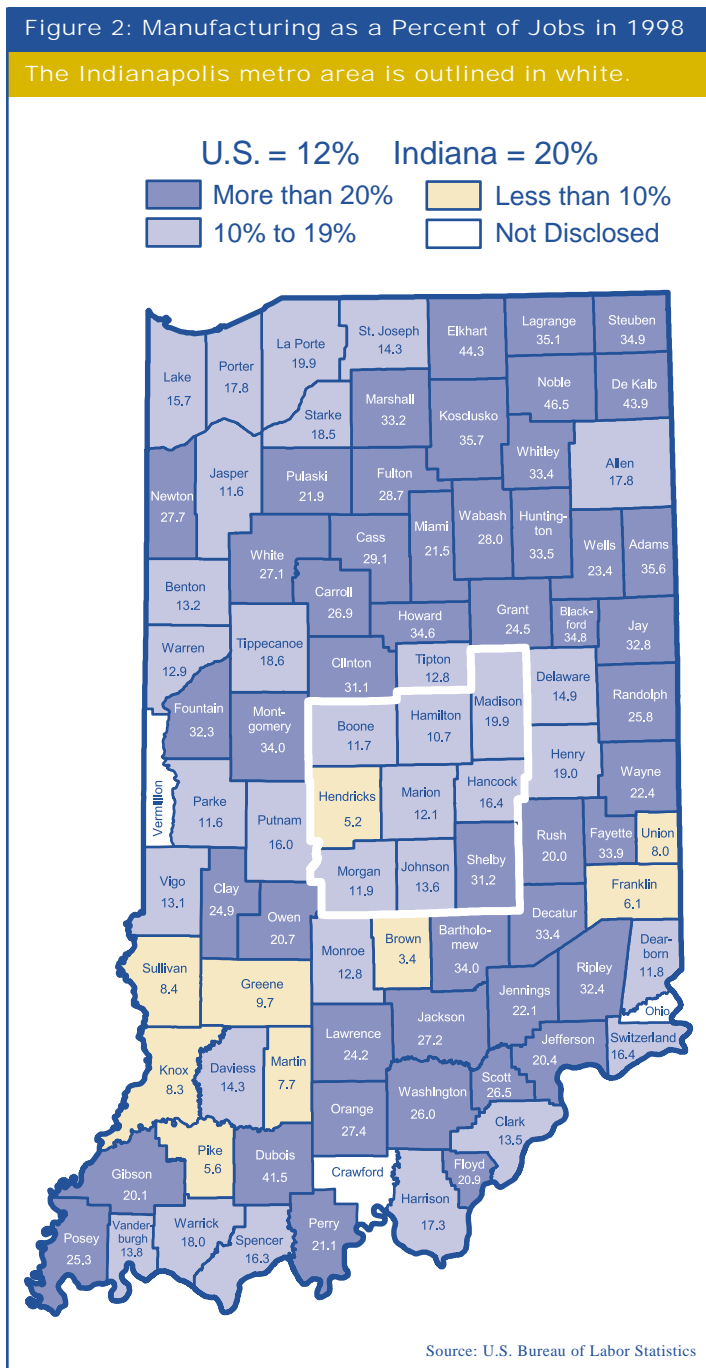
service sector for each Indiana county.

Making things, selling things and doing things constituted about 70% of the jobs nationally and in the Indianapolis metro area in 1998.

Manufacturing (making) accounted for

\$7.5 billion in earnings; finance, insurance and real estate and retail trade (selling) generated earnings of \$6.7 billion; and the services sector (doing) generated \$8.7 billion in 1998

(continued on page 12)



# INCONTEXT

Published monthly by a partnership of:

## Indiana Business Research Center

Kelley School of Business  
Indiana University  
Bloomington Campus  
501 North Morton Street  
Bloomington, Indiana 47404  
IUPUI Campus  
801 West Michigan Street  
Indianapolis, Indiana 46202-5151  
E-mail: [ibrc@iupui.edu](mailto:ibrc@iupui.edu)

## Indiana Department of Commerce

One North Capitol  
Suite 700  
Indianapolis, Indiana 46204

## Indiana Department of Workforce Development

Labor Market Information - E211  
Indiana Government  
Center South  
Indianapolis, Indiana 46204

INDIANA UNIVERSITY

**KELLEY**  
School of Business



Indiana Department of Commerce

INDIANA  
WORKFORCE  
DEVELOPMENT



### *IN the News*

*(continued from page 5)*

(the latest year for which these data are available).

The services sector is projected to grow even more over the next 10 years. National projections from the U.S. Bureau of Labor Statistics show that

industries with the fastest wage and salary growth between 1998 and 2008 should include: computer and data processing services (117%); health services (67%); residential care (57%); management and public relations (45%); and security and commodity brokers (40%).

## *IN Depth:*

For all the latest state and county figures and complete time series data sets related to the Indiana economy, visit the following Internet sites:

- [www.ibrc.indiana.edu/incontext](http://www.ibrc.indiana.edu/incontext)
- [www.stats.indiana.edu](http://www.stats.indiana.edu)
- [www.indianacommerce.com](http://www.indianacommerce.com)
- [www.dwd.state.in.us](http://www.dwd.state.in.us)

Indiana Business Research Center  
Kelley School of Business  
Indiana University  
IUPUI Campus  
801 West Michigan Street, BS 4015  
Indianapolis, IN 46202-5151

Nonprofit  
Organization  
U.S. Postage  
PAID  
Permit No. 4245  
Indianapolis, Indiana