

inside

Nurses in Demand: Hot Jobs by Indiana Region

Moving "Up One Level:" Preparing for Service and Supervisory Roles through Cross-Functional Skills

Monthly Metrics: Indiana's Workforce Dashboard


Regional Labor Force and Unemployment Rates

The Evansville Metro Story: Told by STATS Indiana

Gross Domestic Product by Metropolitan Area

Population Projections

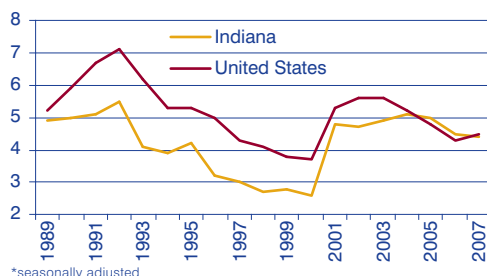
From 2005 to 2015, the population change in Indiana's economic growth regions is projected to be mostly positive.



Source: Indiana Business Research Center

November Unemployment

Indiana's unemployment rate fell below the national level, down to 4.4 percent in November. The U.S. rate was 4.5 percent.



*seasonally adjusted

Nurses in Demand: Hot Jobs by Indiana Region

Registered nurse is the hottest job throughout Indiana, according to the Department of Workforce Development (DWD). Across the state, this occupation is expected to grow nearly 30 percent by 2014 (from 2004 levels). This means the addition of 15,400 workers in a field where the statewide median wage was \$51,796 in 2006.

In fact, registered nurses (RNs) are in demand in every corner of the state, ranking either first or second in all 11 economic growth regions (EGRs), according to DWD's regional "Hoosier Hot Jobs" (see Table 1).

What Makes a Job Hot?

These rankings are based on the projected rate of employment growth, the total number of job openings and average wages. Jobs qualifying as a hot job have both high job growth

factors based on DWD's 2004–2014 occupational projections, as well as high wages according to data from the Occupational Employment Statistics survey of employers.

Registered Nurses

In the coming years, the opportunity for RNs to find work in Indiana will abound. Projections from 2004 to 2014 indicate that EGRs 8 and 9 will see increases exceeding 30 percent, while Region 7 will post the smallest increase—a still healthy 23 percent growth.

In addition, wages for RNs ranged from \$47,445 in EGR 11 to \$54,934 in EGR 5 during 2006 (see Table 1).

Other Hot Jobs

Figure 1 identifies the top five jobs in each region. Aside from registered nurse, the only other job to rank first

TABLE 1: REGIONAL DEMAND FOR REGISTERED NURSES, 2004 TO 2014

Economic Growth Region	2004 Jobs	2014 Projection	Total Growth	Percent Growth	2006 Median Wage	Hot Job Rank
Region 1	7,300	9,060	1,760	24.1%	\$54,375	1
Region 2	4,610	5,880	1,280	27.7%	\$48,839	1
Region 3	5,720	7,210	1,490	25.9%	\$48,159	1
Region 4	2,940	3,630	690	23.5%	\$47,844	2
Region 5	17,550	22,570	5,020	28.6%	\$54,934	1
Region 6	2,480	3,110	630	25.4%	\$51,314	2
Region 7	1,430	1,750	320	22.7%	\$48,265	2
Region 8	1,540	2,010	470	30.6%	\$47,570	2
Region 9	1,890	2,500	610	32.4%	\$52,515	1
Region 10	1,390	1,800	410	29.2%	\$53,162	1
Region 11	4,010	5,180	1,170	29.1%	\$47,445	1

Source: Indiana Department of Workforce Development, Research and Analysis Unit

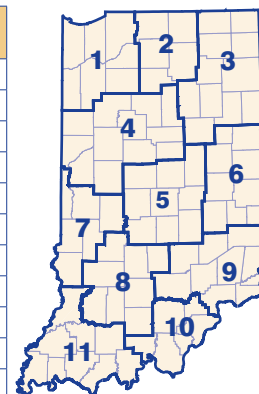


FIGURE 1: TOP FIVE HOT JOBS BY ECONOMIC GROWTH REGION, 2004 TO 2014

in any of the regions was postsecondary teacher, which topped the list in four regions that have a state university as a major employer (Purdue in EGR 4, Ball State in EGR 6, Indiana State University in EGR 7, and Indiana University Bloomington in EGR 8).

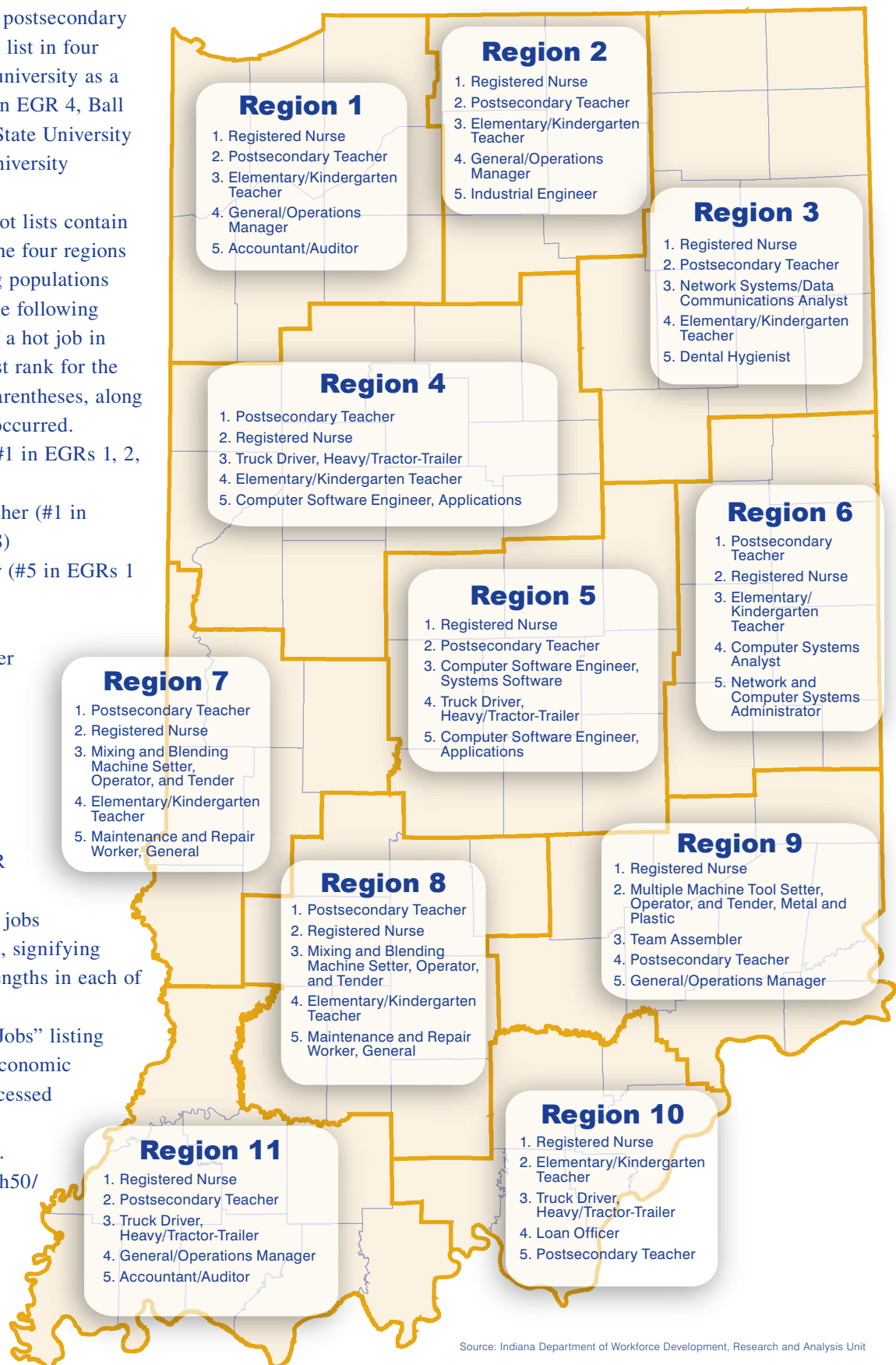
Seven of the regional hot lists contain 50 jobs, while those for the four regions with the smallest working populations are limited to 25 jobs. The following six occupations appear as a hot job in all 11 regions. The highest rank for the occupation is shown in parentheses, along with the region where it occurred.

- Registered nurse (#1 in EGRs 1, 2, 3, 5, 9, 10 and 11)
- Postsecondary teacher (#1 in EGRs 4, 6, 7 and 8)
- Accountant/auditor (#5 in EGRs 1 and 11)
- Elementary/ kindergarten teacher (#2 in EGR 10)
- Medical and health services manager (#6 in EGR 3)
- Secondary school teacher (#9 in EGR 10)

A total of 117 different jobs appear on at least one list, signifying the differing industry strengths in each of Indiana's regions.

The full "Hoosier Hot Jobs" listing for each of Indiana's 11 economic growth regions can be accessed on the Hoosiers by the Numbers website at www.hoosierdata.in.gov/docs/hh50/hh50regions.pdf

—Rachel Justis,
Geodemographic Analyst,
Indiana Business Research
Center, Kelley School
of Business, Indiana
University



Source: Indiana Department of Workforce Development, Research and Analysis Unit